



22566VIC

Certificate I in Work Education

Explore your employment and training options. If you have a permanent cognitive impairment or intellectual disability and need support with your learning and goal setting for future employment, then our Certificate I in Work Education could be the course for you.

About the course

The focus of this course is to enable students with special learning needs to gain independence and community awareness. Students will gain an understanding of other courses and improve their employment skills.

The Certificate I in Work Education will provide students with a range of practical experience. It will give students an understanding of basic workplace expectations and prepare them to enter the workforce.

Pathways

- Further study
- Entry-level open employment
- Volunteer opportunities

Locations

- Frankston
- Mornington Peninsula
- Kingston
- Monash
- Greater Dandenong
- Casey
- Hume

Course structure

This course is made up of 10 units of competency including 7 core and 3 elective units.

Core units

VU23028	Develop and apply an individual vocational plan with support
VU23029	Develop personal management skills for work
VU23030	Participate in vocational activities
VU23031	Participate in practical placement with support
MSMWHS100	Follow WHS procedures
VU22787	Prepare for employment
VU23032	Develop workplace communication skills

Electives

VU22362	Engage with simple texts for employment purposes
VU22789	Participate in job seeking activities
BSBITU111	Operate a personal digital device

Elective units in our courses may be amended for specific organisational needs. Consultation with the Education and Training Manager is required for tailored electives that align with your organisations requirements.

Course duration

This model is delivered over a 50 week period.

Classroom model - Training is delivered 2 days a week (excluding public holidays and school holidays).

Entry requirements

There are no formal education entry requirements for this course. However, to enrol you must be willing to obtain a:

- Working with Children's Check
- National Police Check
- NDIS Worker Screening Check (if required).

You will also need to provide evidence of COVID-19 vaccination.

Practical placement

Students will participate in 2 to 6 vocational activities.

*You will need to undergo a National Police Check before you begin the practical placement. Practical placement may not be possible if a check that is carried out contains adverse outcomes. In this instance, you may not be able to complete your qualification and your employment opportunities may be affected. If you are aware of, or are concerned about anything that may appear on a Police Check, please discuss this at your enrolment interview.

Course fees

Government funded: \$100




*Enrolment Fee includes the administration and materials cost.

Self-funded: \$16,240

Individuals ineligible for funding are obligated to cover the self-funded fee, which incorporates the enrolment fee. Eligibility criteria applies.

For additional service fees, such as re-assessment fees or Recognition of Prior Learning (RPL), please refer to the Student Course Guide. This program is delivered with Victorian and Commonwealth Government funding to eligible candidates.

Get in touch

-  **03 9781 3388**
-  **enquiries@brace.com.au**
-  **brace.com.au**

RTO Code: 3621